

Tec ca S ec².ca\

System function

Fully automated, discrete, random access,
STAT, urine and homogeneous immunoassays;STAT sample priority
Throughput: 600 photometric tests/hour, up to 770 tests/hour for ISE
Measuring principles: Absorbance Photometry, Turbidimetry
Methodology: End-point, Fixed-time, Kinetic, optional ISE
Single/Dual/Triple/Quadruple reagent chemistries,
Monochromatic/Bichromatic
Programming: User defined profiles and calculation

Sample Handling

Sample tray: 90 positions for primary or secondary tubes and sample cups
Sample volume: 1.5~45 µl, step by 0.1µl
Sample probe: Liquid level detection, clot detection and collision protection
Probe cleaning: Interior and exterior automatic probe washing carry-over < 0.05%
Automatic sample dilution, Pre-dilution and post-dilution

Internal bar code reader (optional)

Sample/Reagent barcode reading – applicable to various bar code systems including Codabar, ITF (Interleaved Two of Five), code128, code39,
UPC/EAN, Code93; Bi-directional LIS Interface transmission

ISE Module (optional)

Optional selection of K+, Na+, Cl Throughput: Up to 255 tests per hour

Reagent Handling

Reagent tray: 80 positions in refrigerated compartment (2~10°C)
Reagent volume: 10~200µl, step by 0.5µL
Reagent probe: Liquid level detection, collision protection and inventory check, reagent bubble detection
Probe cleaning: Interior and exterior automatic probe washing

Reaction System

Reaction rotor: Rotating tray, 124 cuvettes with automatic washing
Cuvette: Optical length 5mm
Reaction volume: 100~300µl
Operating temperature: 37°C
Mixing system: 2 independent mixers

Optical System

Light Source: Halogen-tungsten lamp
Photometer: Reversed optics, grating photometry
Wavelength: 340nm, 380nm, 412nm, 450nm, 505nm, 546nm, 570nm, 605nm, 660nm, 700nm, 740nm, 800nm
Absorbance range: 0~3.3Abs (10mm conversion)
Resolution: 0.0001Abs

Control and Calibration

Calibration mode: Linear (one-point, two-point and multi-point), Logit
-Log 4P, Logit-Log 5P, Spline, exponential, Polynomial, Parabola
Control rules: Westgard multi-rule, Levy-Jennings, Cumulative sum check, Twin plot

Operation Unit

Operation system: Window XP Professional or Windows 7 Professional or Windows 8,
Interface: RS-232, Network Port, USB/ parallel port

Working Condition

Power Supply: 220V, 50/60Hz; ≤1700VA
Temperature: 15~30°C
Humidity: 35~85%
Water consumption: ≤28L/H, De-ionized water
Dimension: 1190mm(W)*1155mm(H)*720mm(D)
Weight: 300 Kg

BS-600

Chemistry Analyzer

BS-600

Chemistry Analyzer

Accurate

- Complete metrological traceability
- Highly precision sampling
- Reagent bubble detection

Economical

- Light-spot flattening optical system- lower the reaction volume to 100µL
- Minimum sample volume: 1.5µL

Intelligent

- Whole blood HbA1C testing*
- Advanced software
- Easy maintenance

Easy access

- All containers & maintenance kits are located in the front of the analyzer
- Easily accessible for part replacement, routine maintenance or troubleshooting

Reagent bubble detection

- Able to detect bubbles in reagent bottles, as well as detect real liquid level before reagent aspiration



Whole blood HbA1C testing*

- No need pretreatment of the sample
- Proven precision and specificity
- No interference from hemoglobin variants
- Traceable to IFCC/NGSP reference methods

Cost-effective

- Sampling precision up to 1.5µL
- Perfect match between instrumentation and dedicated reagents
- 100µL minimum reaction volume ensures more effective cost per test

Leakage

- High pressure washing for interior and water fall washing for exterior
- Carry over < 0.05%

* in development

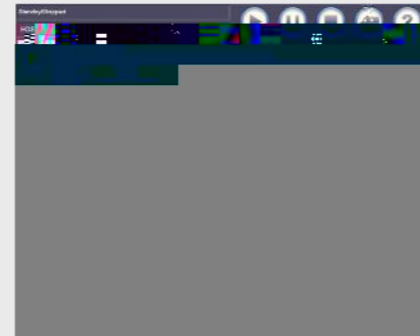
BS-600

Chemistry Analyzer

Advanced software

User friendly interface

- Touch screen
- Share the same platform with BS-2000 series and BS-800 series
- Real-time status monitoring between analytical unit and carousels



Clear/Scroll, add and add

- Remaining time counter makes it easy for operator to follow the instructions

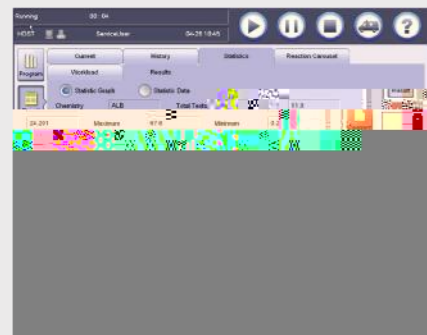


Intelligent alert

- Real-time indicating the test number, inventory and expiry date
- Improve work efficiency

Reflexive

- Pre-defined reflexive assays will be performed automatically when preset criteria is met
- Each assay may involve multiple reflexive criteria
- Each criteria may initiate up to a maximum of 20 relevant assays

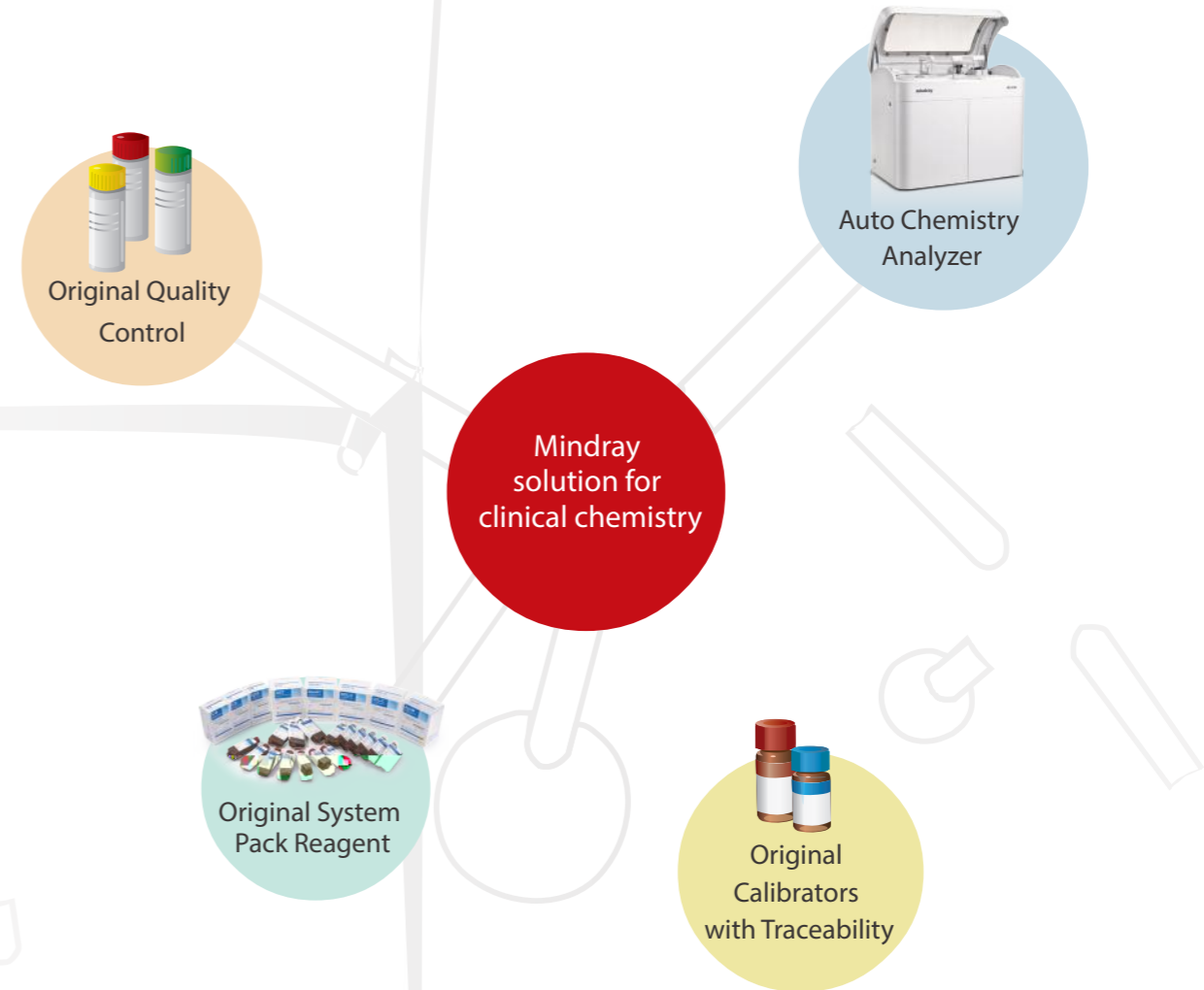


Test summary

- Test summary report calibration, QC, sample, validation test and rerun tests can be generated
- Facilitate computation of total test costs
- Error Log Export function -facilitate error report to engineers
- Results Archive can be transferred to engineers for evaluation

Mindray solution for clinical chemistry

After more than 10 years of research and development on reagents, Mindray can now provide 61 parameters of dedicated reagents, covering hepatic, renal, cardiac, lipids, diabetes, pancreatitis, inorganic ions and immunoassays, etc., together with original calibrators with metrological traceability as well as controls for BS-600 chemistry analyzer.



Standard reference

- Adopt JCTLM reference system
- IFCC primary method for enzyme, ID/MS method for substrate
- NIST, IRMM reference materials

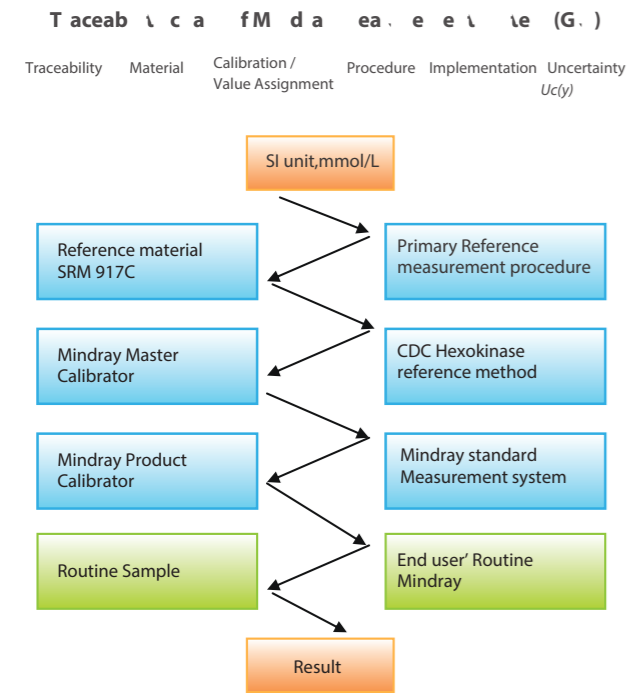
JCTLM, Joint Committee On Traceability In Laboratory Medicine

NIST, National Institute of Standards and Technology, USA

IRMM, Institute for Reference Materials and Measurements, EU

IFCC, International Federation of Clinical Chemistry and Laboratory Medicine

Complete calibration hierarchy and traceability chain based on ISO standard (EN/ISO17511) from reference system to routine measurement system

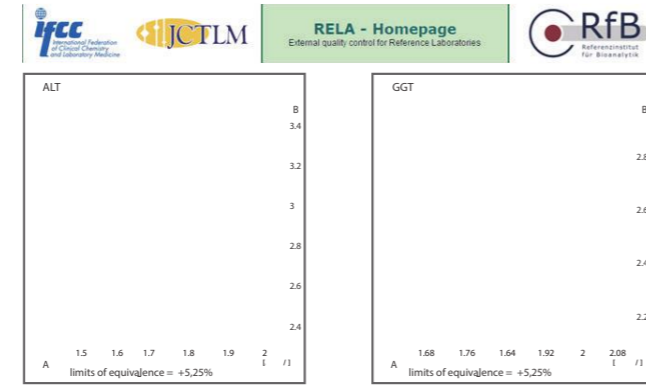


External quality control

Mindray participates RELA (External quality control for reference laboratory) and CAP (College of American Pathologists external quality control)

External Quality Assessment (EQA) for Reference Laboratory

Mindray reference laboratory has passed Rela for 6 continuous years



More Rela results please refer to: www.dgkl-rfb.de/81

Reference Panel

Health Panel

- Alanine Aminotransferase (ALT)
- Aspartate Aminotransferase (AST)
- Alkaline Phosphatase (ALP)
- γ-GlutamylTransferase (γ-GT)
- Direct Bilirubin (D-Bil) DSA Method
- Direct Bilirubin (D-Bil)VOX Method
- Total Bilirubin (T-Bil) DSA Method
- Total Bilirubin (T-Bil)VOX Method
- Total Protein (TP)
- Albumin (ALB)
- Total Bile Acids (TBA)
- Prealbumin (PA)
- Cholinesterase (CHE)
- α-L-fucosidase (AFU)
- 5'-nucleotidase (5'-NT)

Reference Panel

- Urea (UREA)
- Creatinine (CREA) Modified Jaffé Method
- Creatinine (CREA)Sarcosine Oxidase Method
- Uric Acid (UA)
- Carbon dioxide (CO2)
- Microalbumin
- β2-Microglobulin (β2-MG)
- Cystatin C (CysC)
- Retinol binding protein(RBP)

Immunology Panel

- Immunoglobulin A (IgA)
- Immunoglobulin G (IgG)
- Immunoglobulin M (IgM)
- Immunoglobulin E (IgE)
- Complement C3 (C3)
- Complement C4 (C4)

Diabetes Panel

- Glucose (Glu) GOD-POD Method
- Glucose (Glu) HK Method
- Hemoglobin A1c (HbA1c)
- Fructosamine (FUN)
- β-Hydroxybutyrate(β-HB)

Cadence Panel

- Creatine Kinase (CK)
- Creatine Kinase-MB (CK-MB)
- Lactate Dehydrogenase (LDH)
- α-Hydroxybutyrate Dehydrogenase(α-HBDH)
- High sensitive C-reaction protein(HS-CRP)
- Homocysteine (HCY)
- Myoglobin(MYO)
- D-Dimer(D-Dimer)

Iron & Calcium Panel

- Iron (Fe)
- Ferritin (FER)
- Transferrin (TRF)
- Calcium (Ca)
- Magnesium (Mg)
- Phosphate Inorganic (P)
- Unsaturated iron binding capacity (UIBC)
- Glucose-6-phosphate dehydrogenase (G6PD)

Lipid Panel

- Total Cholesterol (TC)
- Triglycerides (TG)
- HDL-Cholesterol (HDL-C)
- LDL-Cholesterol (LDL-C)
- Apolipoprotein A1 (ApoA1)
- Apolipoprotein B (ApoB)
- Lipoprotein(a) [Lp(a)]

Reference Panel

- C-reactive protein (CRP)
- Rheumatoid Factor (RF)
- Antibodies Against Streptolysin O (ASO)

Liver Panel

- Adenosine Deaminase (ADA)
- Angiotensin Converting Enzyme(ACE)

Pancreatic Panel

- α-Amylase (α-AMY)
- Lipase (LIP)